



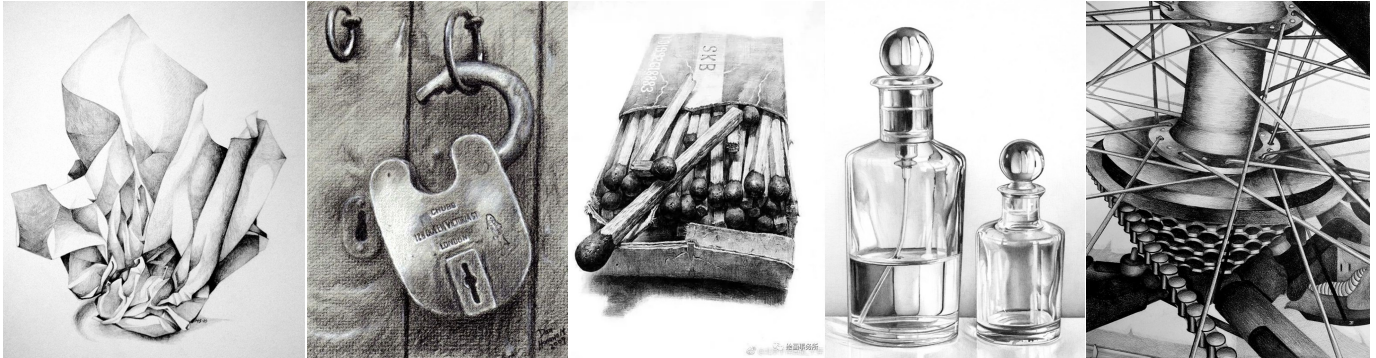
# Urmston Grammar Sixth Form – Transition Work

## Art, Design & Photography Department


### A Level Art, Craft & Design Transition Work

#### Foundation Project:

1. Do 10 traditional observational drawings of interesting objects or create some still life set ups.
  - Use a range of media – pencil, charcoal, chalk, paint, pen etc.
  - Draw from **OBSERVATION**. Try some sustained drawings (1 hour) and try some faster drawings (5-15 minutes).
  - Work on loose pieces of paper of varying size, colour and texture.



2. Do 5 more contemporary observational drawings focusing on the formal elements – line, shape, tone, texture, colour, and composition.
  - Use alternative media and tools – wood, straw, string, stitch, digital drawing etc.
  - Think about how to make interesting lines, marks, textures etc.
  - You do not have to 'represent' anything.



3. It is increasingly important at A Level that you look at the work of Artists, Crafts people and designers in real life. Therefore your first task as part of your induction into the course is to look at the work of artists or designers who interest you in a formal online exhibition. Depending on what type of Art or Design work you are interested in will depend on which online exhibitions you may want to visit:
  - Do two gallery visits/virtual gallery visits. Document what exhibition or gallery you visited and the date.
  - Explain what you like/ dislike about the exhibition as a whole.
  - Follow either of these links to direct you to some of the best virtual tours:

<https://www.theguardian.com/travel/2020/mar/23/10-of-the-worlds-best-virtual-museum-and-art-gallery-tours>

<https://www.timeout.com/travel/virtual-museum-tours>

#### While you are at the Galleries...

- Do on site/virtual on site sketches using a range of media.
- Take photographs of the work (you can screen shot interesting parts of virtual tours too!)
- Write an introduction about the exhibition – who is/are the artists, what is the work about, why did you choose to go there.
- Do an in-depth analysis of two pieces of work in the exhibition. Each analysis needs to be a side long.





# Urmston Grammar Sixth Form – Transition Work

## Art, Design & Photography Department

4. Watch the following TED talk clips showing artists talking about their own practice. Come back to class ready to discuss their work. What did you find interesting? What is their work about? How do they make their work?

▪ **Vanessa Ruiz: The Spellbinding Art of Human anatomy**

[https://www.ted.com/talks/vanessa\\_ruiz\\_the\\_spellbinding\\_art\\_of\\_human\\_anatomy/transcript?language=en](https://www.ted.com/talks/vanessa_ruiz_the_spellbinding_art_of_human_anatomy/transcript?language=en)

▪ **Brian Dettmer: Old books reborn as intricate art**

<https://www.youtube.com/watch?v=mqovAg11q-c&feature=youtu.be>

▪ **Dustin Yellin: A journey through the mind of an artist |**



<https://www.youtube.com/watch?v=LN820hIQ17Q&feature=youtu.be>

▪ **Alyssa Monks: How loss helped one artist find beauty in imperfection**

<https://youtu.be/6-eYu0fCtU8>

▪ **Theo Jansen: My creations, new form of life**

[https://youtu.be/b694exl\\_oZo](https://youtu.be/b694exl_oZo)





Urmston Grammar Sixth Form – Transition Work  
Art, Design & Photography Department